

# MISSOULA CHILDREN'S THEATRE

---

A PRODUCTION OF MCT, INC.

Presenter and/or Accompanist,

Following is the **Music Score** designed to familiarize the accompanist with the amount of music in the score and the music's tempo and level of difficulty. The Tour Actor/Directors will provide the **Performance Score** which contains precise cues/notes for their particular production. Please ask for your accompanist to meet with the Tour Actor/Directors before or after auditions on the first day of your residency. At that time, your accompanist will receive the **Performance Score**. The accompanist is needed at rehearsals beginning the second rehearsal session on Wednesday. The only obligation prior to that is a brief meeting with the team on audition day.

*All music, lyrics and dialogue contained herein are the property of MCT, Inc. and are fully protected by copyright. Any and all changes to this material shall constitute a willful infringement of said copyright and will be subject to all criminal penalties and civil liabilities under the United States Copyright Act. This material may not be duplicated, disseminated in any way, in whole or in part including electronic or digital transmission and posting on the Internet, or use for performances other than the current Missoula Children's Theatre production.*

# Jack and the Beanstalk



Conceived and Written by  
**JIM CARON**  
Music and Lyrics by  
**MICHAEL MCGILL**

Copyright © 2011 **MCT, Inc.**  
MISSOULA CHILDREN'S THEATRE (MCT, INC)  
200 North Adams Missoula, Montana 59802-4718  
Phone 406-728-1911 Fax 406-721-0637  
[www.mctinc.org](http://www.mctinc.org)

**All Rights Reserved**

All music, lyrics and dialogue contained herein are the property of MCT, Inc. and are fully protected by copyright.  
Any and all changes to this material shall constitute a willful infringement of said copyright and will be subject to all criminal penalties and civil liabilities under the United States Copyright Act.  
This material may not be duplicated, disseminated in any way, in whole or in part including electronic or digital transmission and posting on the Internet, or use for performances other than the current Missoula Children's Theatre production.

# 1 - Overture

Music by Michael McGill

CUE: House lights down

SLOW

Piano

*accel. poco a poco*

4

7

10

$\text{♩} = 120$

G D D/A

D D G G

G E Amin Amin D G C D G

1 - Overture

13 Cmin Eb G G

17 Jazzy with Swing Cmin Eb Fmin

20 Cmin Cmin Eb

23 G Cmin

*rallentando*

3

# 2 - Many Long Years Ago

CUE - P.T. Wonder: "...were born the beans..."

Words by James Caron  
Music by Michael McGill

Moderately but with Momentum ♩ = 130

Piano

Cmin Eb G G

Ma-ny long years a-go - - - when the world be-gan to grow. Be - fore the wheels of

pro-gress roll - ed, ma-ny long years a-go. The moun - tain tops were  
The an - i - mals were  
Some beans were hidden a -

ve - ry high, they loomed a - bove the sky. With mead - ows steep and  
there, Roam - ing ev - ery - where All tried to thrive, Not  
way All the leg - ends say. The beans would grow, but

Pno.

Pno.

Pno.

Cmin Eb Fmin Cmin Ab Bb Cmin

Eb G G Cmin Ab Bb Cmin

2 - Many Long Years Ago

3.11.19

18

1st and 2nd ending

3rd ending

vall - eys sur - deep and des - erts parched and dry. touch the sky some  
 just did they - vive, know In wa - ter, land, or air.

G G G

18 E $\flat$

1st and 2nd ending

3rd ending

Pno.

22

day Ma - ny long years a - go when the world be - gan to grow.

G Cmin E $\flat$  Fmin

22

Pno.

26

Be - fore the wheels of pro - gress roll - ed, Ma - ny long years a, ma -

Cmin A $\flat$  B $\flat$  Cmin E $\flat$  G

26

Pno.

30

ny long years a, ma - ny long years a - gain

G G

30

rallentando

3

3

Pno.

# 2a - Wonder Bean Ballet

Music and Lyrics  
Michelle Nigh-Mogstad  
Arranged by Greg Boris

CUE - P.T. Wonder: "They're Wonder Beans!" Beans: "Yes!"

Steady ♩ = 100

E min A min E min B 7 E min

5  
Come hear the legend, Come hear the tales. Come

5  
E min E min E min

9  
see the action Of our le - gume — pals.

9  
E min B 7 E min

13  
Yes! We'll show you why. Come see, come heed, Why these

13  
E min E min E min

17

Won - der beans Are won - der ful in - deed!

E min B7 E min

21

Yes! Oh, so green! Oh, so green! And so keen!

E min B C

25

And so keen! Which all means! Which all means!

C# D D#

29

We're Won - der Beans! Yes!

B B B E min



33

Can you jump, jump, jump, jump?  
Can you hop, hop, hop, hop?  
Can you move, move, move, move?

E min E min E min

39

We can jump, jump, jump, jump!  
We can can hop, hop, hop, hop!  
We can can move, move, move, move!

E min E min

43

Can you bump, bump, bump, bump?  
Can you bop, bop, bop, bop?  
Can you groove, groove, groove, groove?

E min E min

47

We can bump, bump, bump, bump!  
We can can bop, bop, bop, bop!  
We can can groove, groove, groove, groove!

E min E min

51

Yes! Oh, so green! Oh, so green! And so keen!

E min E min B C

55

And so keen! Which all means! Which all means!

C# D D#

59

We're Won - der Beans! Yes!

B B B E min

End on 3rd time

# 3 - Jack and Cow Dance

CUE - P.T. Wonder: "...the day away."

Music by Michael McGill

Jazzy with Swing ♩ = 120

The score is for a piano piece in 4/4 time, featuring a jazzy swing feel. It consists of four systems of music. The first system (measures 1-2) starts with a G major chord and includes a melodic line in the right hand and a bass line in the left hand. The second system (measures 3-5) features a C minor chord, an Eb major chord, and an F minor chord. The third system (measures 6-8) continues with C minor and Eb major chords. The fourth system (measures 9-10) returns to G major and C minor chords, ending with a *rallentando* marking and a triplet of chords. The piece concludes with a final G major chord.

Piano

3 Cmin Eb Fmin

6 Cmin Cmin Eb

9 G Cmin

*rallentando*

3

3

# 4 - Money

Music by Michael McGill  
Words by Jim Caron

CUE - P.T. Wonder: "Money"

Moderato ♩ = 135

The musical score is written in 4/4 time with a tempo of Moderato (♩ = 135). It consists of three systems of music. The first system includes a Voice line and a Piano line. The Voice line starts with a whole rest, followed by the lyrics "We need mon - ey, mon - ey, mon - ey to". The Piano line features a 3x8va trill on the right hand and a bass line. The second system continues the Voice line with lyrics "live a life that's sweet. we'll have kid - ney pie and cav - i - ar and pick - led pigg - ies feet. We'll". The Piano line has four measures with chords C, B♭maj7, G, and C. The third system continues the Voice line with lyrics "dress in silks and sat - ins, and slip - pers made of fur. The King will call you mad - ame, the". The Piano line has three measures with chords F, C, and B♭maj7.

Voice

Piano

Pno.

Pno.

4

4

7

7

C B♭ G C F

C B♭maj7 G C

F C B♭maj7

We need mon - ey, mon - ey, mon - ey to

live a life that's sweet. we'll have kid - ney pie and cav - i - ar and pick - led pigg - ies feet. We'll

dress in silks and sat - ins, and slip - pers made of fur. The King will call you mad - ame, the

4 - Money

3.11.19

10 Queen will call you sir. Mon - ey, mon - ey, mon - ey, mon - ey, mon - ey, mon - ey, mon - ey! 1.You're  
2.You're  
3.You're

G C C B<sup>b</sup> G C

*mf* 3xs *f*

13 gon-na be a farm - er, you're gon - na grow some wheat. And with that wheat you'll bake some bread and  
gon-na be a mer-chant, you'll own a gen' - ral store. You'll sell lots and lots of ev - ery - thing and  
gon-na be a sing - er, right up there on the stage. You're gon - na make a vi - de - o your

F C B<sup>b</sup>

*mf*

*And.*

16 you'll have lots to eat. You'll have pigs and cows and chick - ens & they'll lay scramb - led eggs. An  
then you'll sell some more. You'll make lots & lots of mon - ey to buy the things you need. You'll have se -  
voice will be the rage. You'll learn to play an in - strument, may - be a gui - tar. You'll

G C F C

*And.*

19 orch - ard full of app - les and cid - er in the kegs. So Jack be nim - ble, Jack be quick.  
cur - i - ty, pros - per - i - ty, and just a lit - tle greed. So Jack be nim - ble, Jack be quick!  
drive up to your pent-house in a brand new fan - cy car. So Jack be nim - ble, Jack be quick.You'll

B<sup>b</sup> G C

Chant in Tempo

3 3 3

*And.*

May-be we'll start with a ba - by chick. The crops will all grow, a har - vest we'll sow, a crop of to-ma-toes we'll pick. HEY!  
 Op - en a store that is tidy and slick! Sell - pots with lids and toys to the kids, and may - be a pepp - mint stick. HEY!  
 sing like Mc-Cart-ney or maybelike Mick. You'll have lots of fame, they'll all know your name. Yes, you'll be the i - dol they pick. HEY!

Mon - ey, mon - ey, mon - ey, mon - ey, mon - ey, mon - ey, mon - ey! 1. We've got one too ma - ny farm - ers  
 2. We've got one too ma - ny mer - chants  
 3. We've got one too ma - ny sing - ers

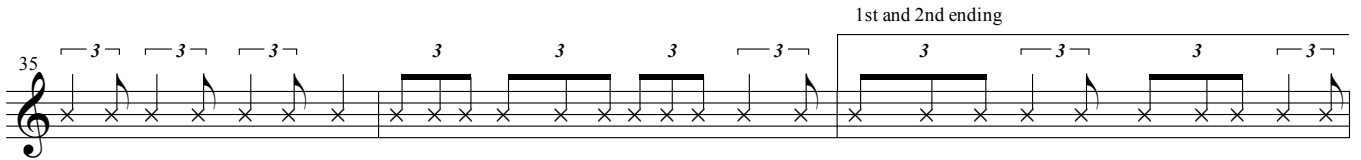
Pno.

in our neigh - bor - hood. The corn we grow, the wheat we sow, is ne - ver ve - ry good. Our  
 in our neigh - bor - hood. We nev - er sell our mer - chan - dise al - though we real - ly should. Our  
 in our neigh - bor hood. You'll be on tour for months and months and that's not al - ways good. You'll

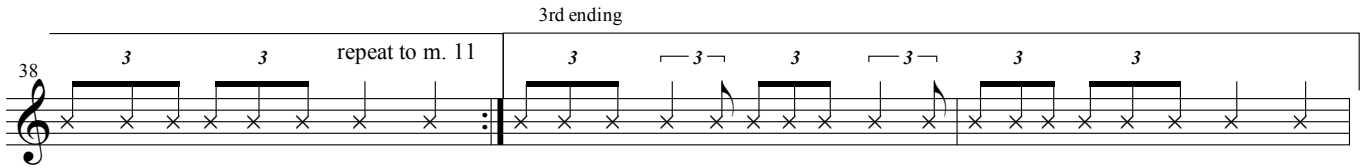
Pno.

fields are dry & rock - y, our pigs are ve - ry slim. Our cows are old & sick - ly, the milk they give is skim. So  
 friends they have no mon - ey, at least that's what they say. We on - ly sell the things we sell by giv - ing them a - way. So  
 Proba - bly miss your moth - er, and she might miss you too. Life on the road can take its toll the fame will get to you. So


Pno.

35 


Jack be nim-ble, Jack be quick. Be-ing a farm - er is no ea-sy trick. Your crops will all die so why ev-en try, a Jack be nim-ble, Jack be quick. Be-ing a mer-chant is no ea-sy trick. One thing's for sure, your friends are all poor. A Jack be nim-ble, Jack be quick. Be-ing a sing - er is no ea-sy trick.

38 

farm - er is not the right pick. HEY! Liv-ing with fame is no ea-sy game. A sing-er is not the right pick. HEY!  
mer - chant is not the right pick. HEY!


41 

Mon - ey, mon - ey, mon - ey, mon - ey, mon - ey, mon - ey, mon - ey! You'll

Pno. 

43 

nev - er find em - ploy - ment, cause jobs are hard to find. The debts you owe, they grow and grow, your

Pno. 

46

cash flow is be - hind. You've got - ta have some mon - ey, you've got - ta have it now. There's

G C F C

Pno.

49

Slow way Down

on - ly one thing you can do, you've got to sell the cow. Mon - ey, mon - ey, mon - ey, mon - ey, mon - ey, mon - ey, mon - ey!

Bbmaj7 G C C Bb G C

*mp* 3xs

Pno.



# 5 - Money Chorus (Cross)

Music by Michael McGill

CUE - Jack: "It'll be alright"

Moderato ♩ = 135

Voice

Mon - ey, mon - ey, mon - ey, mon - ey, mon - ey, mon - ey, mon - ey!

C C B<sup>b</sup> G C

Piano

*mf* 3x *f*

# 6 - Money Chorus (Cross)

Music by Michael McGill

CUE - Farmer: "If you say so"

Moderato ♩ = 135

Voice

Mon - ey, mon - ey, mon - ey, mon - ey, mon - ey, mon - ey, mon - ey!

C C B $\flat$  G C

Piano

*mf* 3x *f*

# 7 - Money Chorus (Cross)

Music by Michael McGill

CUE - Jack: "...good care of you"

Moderato ♩ = 135

Voice

Mon - ey, mon - ey, mon - ey, mon - ey, mon - ey, mon - ey, mon - ey!

C C B $\flat$  G C

Piano

*mf* 3x *f*

# 8 - Money Chorus (Cross)

Music by Michael McGill

CUE - Merchant: "Whatever you say"

Moderato ♩ = 135

Voice

Mon - ey, mon - ey, mon - ey, mon - ey, mon - ey, mon - ey, mon - ey!

C C B $\flat$  G C

Piano

*mf* 3x *f*

# 9 - The Circus Parade

CUE - P.T. Wonder: "...a wonderful surprise..."

Music by Michael McGill  
Words by James Caron

Begin slow with steady accel.

Piano

The piano introduction is in 4/4 time. The right hand features a melodic line with a steady acceleration, starting with a G major chord and moving to a D major chord. The left hand provides a simple bass line with quarter notes.

4  $\text{♩} = 140$

Now when the cir - cus comes to town, a smile will

Pno.

The first line of the song begins at measure 4. The tempo is marked as quarter note = 140. The vocal line starts with the lyrics "Now when the cir - cus comes to town, a smile will". The piano accompaniment features a steady eighth-note accompaniment in the right hand and a simple bass line in the left hand. Chords are marked as D and G.

8

chase a - way your frown. A li - on ta - mer brave and strong, the band will

Pno.

The second line of the song begins at measure 8. The vocal line continues with the lyrics "chase a - way your frown. A li - on ta - mer brave and strong, the band will". The piano accompaniment continues with the same eighth-note accompaniment and bass line. Chords are marked as G and D.

9 - The Circus Parade

12

play a mer - ry song! A - way up high we'll walk the

D G G

Pno.

15

wire. And then for lunch we'll swal - low fire. A - way a -

G G E Amin

Pno.

18

bove the cen - ter ring, on a trap - eze you'll see us swing.

Amin/E Daug/F# G C/E D G

Pno.

# 10A - Circus Parade Underscore

CUE - Ringmaster: "Tweet"

Music by Michael McGill

♩ = 120

Piano

*ff*

D D

Vamp till Ready

Pno.

*mp*

G G

Cue to go on: "...proud to present our strongman"

Pno.

G G

# 10B - The Strongman

Music by Michael McGill

CUE - Ringmaster: "...our Strong man!"

Slow Waltz ♩ = 100

Piano

4  $\delta^{ma}$  D E $\flat$  F# D

8 G G F# G A $\flat$

12 A D D D

16 A B $\flat$  D G

Cue - Ringmaster: "Ladies and Gentlemen, our strong lady!"

//



# 10C - Circus Parade Underscore

CUE - Ringmaster: "Tweet"

Music by Michael McGill

♩ = 120

Piano

*ff*

D D

Vamp till Ready

Pno.

*mp*

3

G G

Pno.

5

G G

Cue to go on: "...ballerinas"

# 10D - Ballerinas

Music by Michael McGill

CUE - Ringmaster: "...the Ballerinas!"

Elegant Waltz ♩ = 100

Piano

Musical notation for measures 1-5. The piece is in 3/4 time with a key signature of one sharp (F#). The tempo is marked as 'Elegant Waltz' with a quarter note equal to 100 beats per minute. The notation is for piano, showing both treble and bass clefs. Chord symbols G are placed above the first four measures. The melody in the treble clef consists of quarter notes and eighth notes, while the bass clef provides a simple accompaniment of quarter notes.

Musical notation for measures 6-10. Chord symbols G are placed above the first, third, and fifth measures. The melody continues with quarter and eighth notes, and the bass line remains simple.

Musical notation for measures 11-15. Chord symbols D, D, Amin, Daug, and G are placed above the first five measures. The melody features a mix of quarter and eighth notes, and the bass line continues with simple accompaniment.

Musical notation for measures 16-20. Chord symbols G, C, D, G, and G are placed above the first five measures. The piece concludes with a final chord in measure 20.

# 10E - Circus Parade Underscore

CUE - Ringmaster: "Tweet"

Music by Michael McGill

♩ = 120

Piano

D

*ff*

D

Vamp till Ready

Pno.

3

G

*mp*

G

Cue to go on: "...the Lion Tamer"

Pno.

5

G

G

# 10F - Lion Tamer

Music by Michael McGill

CUE - Ringmaster: "...the Lion Tamer!"

Cue: "Where did all the lions go?" Faint

Piano

bring me a lion! bring me a lion!

bring me a lion! bring me a lion!

bring me a lion! bring me a lion!

bring me a lion! bring me a lion!

Glissando

# 10G - Circus Parade Underscore

CUE - Ringmaster: "Tweet"

Music by Michael McGill

♩ = 120

Piano

*ff*

D D

Vamp till Ready

Pno.

*mp*

G G

Pno.

Cue to go on: "...those Amazing Acrobats!"

G G

# 10H - Acrobats

Music by Michael McGill

CUE - Ringmaster: "...Amazing Acrobats!"

♩ = 120

Piano

4

7

G E Amin Amin Daug G C D G

# 10 I - Circus Parade Underscore

CUE - Ringmaster: "Tweet"

Music by Michael McGill

♩ = 120

Piano

D D

*ff*

Vamp till Ready

Pno.

3 G G

*mp*

Cue to go on: "...our wonderful Circus Band!"

Pno.

5 G G

# 10J - The Band!

Music by Michael McGill

CUE - Ringmaster: "...wonderful Circus Band!"

1

♩ = 120

4

8

CUE - Gambler: "please make it stop!"

CUE - Ringmaster: "Our Circus Band!"

12



# 10K - Circus Parade Underscore

CUE - Ringmaster: "Tweet"

Music by Michael McGill

*ff*

*ff*

Vamp till Ready

*mp*

Cue to go on: "...masters of hilarity, our Clowns!"

*mp*

# 10L - Clowns

CUE - Ringmaster: "...the Clowns!"

Music by Michael McGill

♩ = 140

Gdim D Gdim G G

6 G G G G G

11 D D Amin D/F# G

16 G C D G G

21 C C# D

higher, higher higher, higher higher, higher

Cue - Clown: "Poi-fect!"

*Glissando*

# 10 M - The Circus Parade - reprise

CUE - Ringmaster: "Tweet"

Music by Michael McGill  
Words by James Caron

$\bullet = 140$

Voice

Piano

Pno.

Oh you will see a real strong

girl, a bal - le - ri - na dance and twirl Don't miss the

ring - mas - ter's mus - tache. Don't let the gam - bler grab your

10 M - The Circus Parade - reprise

10

cash The ac - ro - bats leap up and down, look out here

G G G

Pno.

13

comes that sil - ly clown. Yes when the cir - cus comes to

G E Amin Amin/E Daug/F#

Pno.

16

town, a smile will chase a - way your frown.

G C/E D G

Pno.

# 11 - Bean Cross

3.11.19

CUE - P.T. Wonder: "One, two three, yes!"

Arranged by Greg Boris

♩ = 100

E min A min E min B7

3 E min E min E min E min

# 11a - Beanstalk Music

Music by Michael McGill

CUE - P.T. Wonder: "... watch them grow"

Piano

Briskly

C C

5

C

# 12 - Circus Parade Cross

CUE - P.T. Wonder: "A new life at the circus! "

Music by Michael McGill

♩ = 120

Piano

D D

3 G G G E Amin

7 Amin/E Daug/F# G C/E D G G G

first ending final

The musical score is written for piano in 4/4 time with a tempo of 120 beats per minute. It consists of three systems of music. The first system (measures 1-2) features a melody in the right hand and a bass line in the left hand, both starting with a D major chord. The second system (measures 3-6) includes a triplet of eighth notes in the right hand and a bass line of chords. Chords are labeled G, G, G, E, and Amin. The third system (measures 7-10) continues the bass line with chords Amin/E, Daug/F#, G, C/E, D, G, G, and G. It includes a 'first ending' section (measures 9-10) and a 'final' section (measures 10-11) with a double bar line and repeat signs.

# 13 - Fe, Fi, Fo, Fum

Music by Michael McGill

CUE - Jill: "...and one tall drink of water"

Words by James Caron

Medium Slow ♩ = 65

vocal ad lib.

Voice

The gos - sip is the gi - ant is cru - el and

Piano

*mf*

Dmin Dmin C B♭ A Dmin C B♭ A

4

me - an. Although I must ad - mit that I've nev - er real - ly se - en. I mean the

Pno.

4 Dmin C B♭ A Dmin C B♭ A Dmin C B♭ A

7

man him - self, but Jack - ie, trust my hunch. Don't cross his path, cuz he's cruel and mean a

Pno.

7 Dmin C B♭ A Dmin C B♭ A Dmin C B♭ A



10 SLOWER

bunch Fe fi fo fum. I feel lone-ly sad and glum, I

10 Dmin C B $\flat$ 7 A A Dmin F G B $\flat$  Dmin F G B $\flat$

Pno.

14

nev-er have an-y fun at all and the rea-son is be-cause I'm so tall.

14 Dmin C B $\flat$  A Dmin F G A A

Pno.

17 SLOWER

Fe fi fo fum. Fe fe fe fi fi fi fo fo fo fo wo wo fum.

17 Dmin F G B $\flat$  Dmin C B $\flat$  A7 Dmin Dmin9

Pno.

# 14 - Fe, Fi, Fo, Fum Reprise

Music by Michael McGill  
 Words by James Caron

CUE - Giant: "...not fair at all."

Slow and Deliberate ♩ = 65

Voice: Fe fi fo fum. I feel lone - ly sad and glum, I  
 A.giant leads.a lonely life. I.don't.have.a girl - friend or ev - en a.wife. I

Piano: *ritard* *ff*

Pno.: *ff* *ritard* *rallentando* *ff*

Chords: A Dmin F G B♭ Dmin F G B♭  
 Dmin C B♭ A Dmin F G A A  
 Dmin F G B♭ Dmin C B♭ A7 Dmin Dm9

Lyrics: nev - er have an - y fun at all and the rea - son is be - casue I'm so tall.  
 try to act pleas - ant,I try.to look sharp, but my on - ly friend is.my el - e - gant harp.

Lyrics: Fe fi fo fum. Fe fe fe fi fi fi fo fo fo fo wo wo fum.

# 15 - Finale - The Circus Parade 2nd reprise

CUE - Jack: "...that's a wonderful idea"

Music by Michael McGill  
 Words by James Caron

Begin slow with steady accel.

Piano

4  $\bullet = 140$

Now when the cir-cus comes to town, a smile will  
 Now you will see a real strong girl, a bal-le-

Pno.

8

chase a-way your frown. A li-on ta-mer brave and strong, the band will  
 ri-na dance and twirl. Don't miss the Ring-mas-ter's mus-tache. Don't let the

Pno.

12

play a mer - ry song! A - way up high we'll walk the wire. And then for  
gam - bler grab your cash. The a - cro - bats leap up and down, Look out here

Pno.

12 D G G G

16

lunch we'll swal - low fire. A - way a - bove the cen - ter ring, on a trap -  
comes that sil - ly clown. Yes when the cir - cus comes to town, a smile will

Pno.

16 G E Amin Amin/E Daug/F# G

20

eze you'll see us swing. HEY! Allegro ♩=120  
chase a - way your frown.

Pno.

20 C/E D G C

24

Yes! Oh, so green! Oh, so green! And so keen!

Pno.

24 C D Emin B C

28

And so keen! Which all means! Which all means!

Pno.

28 C# D D#

32

We're Won - der Beans! Yes!

Pno.

32 B B B Emin