

MISSOULA CHILDREN'S THEATRE

A PRODUCTION OF MCT, INC.

Presenter and/or Accompanist,

Following is the **Music Score** designed to familiarize the accompanist with the amount of music in the score and the music's tempo and level of difficulty. The Tour Actor/Directors will provide the **Performance Score** which contains precise cues/notes for their particular production. Please ask for your accompanist to meet with the Tour Actor/Directors before or after auditions on the first day of your residency. At that time, your accompanist will receive the **Performance Score**. The accompanist is needed at rehearsals beginning the second rehearsal session on Wednesday. The only obligation prior to that is a brief meeting with the team on audition day.

All music, lyrics and dialogue contained herein are the property of MCT, Inc. and are fully protected by copyright. Any and all changes to this material shall constitute a willful infringement of said copyright and will be subject to all criminal penalties and civil liabilities under the United States Copyright Act. This material may not be duplicated, disseminated in any way, in whole or in part including electronic or digital transmission and posting on the Internet, or use for performances other than the current Missoula Children's Theatre production.

Jack and the Beanstalk



Conceived and Written by

JIM CARON

Music and Lyrics by

MICHAEL MCGILL

Copyright © 2011 **MCT, Inc.**

MISSOULA CHILDREN'S THEATRE (MCT, INC)

200 North Adams Missoula, Montana 59802-4718

Phone 406-728-1911 Fax 406-721-0637

www.mctinc.org

All Rights Reserved

All music, lyrics and dialogue contained herein are the property of MCT, Inc. and are fully protected by copyright.

Any and all changes to this material shall constitute a willful infringement of said copyright and will be subject to all criminal penalties and civil liabilities under the United States Copyright Act.

This material may not be duplicated, disseminated in any way, in whole or in part including electronic or digital transmission and posting on the Internet, or use for performances other than the current Missoula Children's Theatre production.

1 - Overture

Music by Michael McGill

CUE: House lights down

SLOW

Piano

accel. poco a poco

4

7

10

$\text{♩} = 120$

G G D D

D D D G D/A

D D G G

G E Amin Amin D G C D G

1 - Overture

13 Cmin Eb G G

17 Jazzy with Swing Cmin Eb Fmin

20 Cmin Cmin Eb

23 G Cmin

rallentando

3

2 - Many Long Years Ago

CUE - P.T. Wonder: "...were born the beans..."

Words by James Caron
Music by Michael McGill

Moderately but with Momentum ♩ = 130

Piano

Cmin Eb G G

Ma-ny long years a-go - - - when the world be-gan to grow. Be - fore the wheels of

5 Cmin Eb Fmin Cmin Ab Bb Cmin

pro-gress roll - ed, ma-ny long years a - go. The moun-tain tops were ve - ry high, they
The an - i - mals were there,
Some beans were hidden a - way

10 Eb G G Cmin Eb

loomed a-bove the sky. With mead-ows steep and vall-eyes deep and des-ertsparchedand
Roam-ing ev - ery-where All tried to thrive, and Not just sur - vive, In wa-ter, land, or
All the leg - ends say. The beanswould grow, but did they know they'd

15 Fmin Cmin Ab Bb Cmin Eb

1st and 2nd ending

20

dry. air.

touch the sky some day

Ma-ny long years a-go

when the

G G G Cmin Eb

3rd ending

Pno.

25

world be-gan to grow.

Be-fore the wheels of pro-gress roll-ed,

Fmin Cmin Ab Bb Cmin Eb

Pno.

29

Ma-ny long years a - ma-ny long years a - ma-ny long years a - go.

G G G Cmin

rallentando

rallentando

rallentando

3

Pno.

2a - Wonder Bean Ballet

Music and Lyrics
Michelle Nigh-Mogstad
Arranged by Greg Boris

CUE - P.T. Wonder: "They're Wonder Beans!" Beans: "Yes!"

Steady ♩ = 100

E min A min E min B 7 E min

5
Come hear the legend, Come hear the tales. Come

5
E min E min E min

9
see the action Of our le - gume — pals.

9
E min B 7 E min

13
Yes! We'll show you why. Come see, come heed, Why these

13
E min E min E min

17

Won - der beans Are won - der ful in - deed!

E min B7 E min

21

Yes! Oh, so green! Oh, so green! And so keen!

E min B C

25

And so keen! Which all means! Which all means!

C# D D#

29

We're Won - der Beans! Yes!

B B B E min

33

Can you jump, jump, jump, jump?
Can you hop, hop, hop, hop?
Can you move, move, move, move?

E min E min E min

39

We can jump, jump, jump, jump!
We can can hop, hop, hop, hop!
We can can move, move, move, move!

E min E min

43

Can you bump, bump, bump, bump?
Can you bop, bop, bop, bop?
Can you groove, groove, groove, groove?

E min E min

47

We can bump, bump, bump, bump!
We can can bop, bop, bop, bop!
We can can groove, groove, groove, groove!

E min E min

51

Yes! Oh, so green! Oh, so green! And so keen!

E min E min B C

55

And so keen! Which all means! Which all means!

C# D D#

59

We're Won - der Beans! Yes!

B B B E min

End on 3rd time

3 - Jack and Cow Dance

CUE - P.T. Wonder: "...the day away."

Music by Michael McGill

Jazzy with Swing ♩ = 120

Piano

G Cmin G Cmin

3 Cmin E \flat Fmin

6 Cmin Cmin E \flat

9 G Cmin
rallentando
3
3

4 - Money

Music by Michael McGill

Words by Jim Caron

CUE - P.T. Wonder: "Money"

Moderato ♩ = 135

The musical score is written in 4/4 time with a tempo of Moderato (♩ = 135). It consists of three systems. The first system shows the beginning of the piece with a key signature of one flat (Bb) and a common time signature of 4/4. The voice part starts with a rest followed by the lyrics "We need mon - ey, mon - ey, mon - ey to". The piano accompaniment features a bass line with eighth notes and a treble line with chords. The second system continues the melody with lyrics "live a life that's sweet. we'll have kid - ney pie and cav - i - ar and pick - led pigg - ies feet. We'll". The piano accompaniment includes a 3xs (triplets) marking over the first two measures. The third system continues with lyrics "dress in silks and sat - ins, and slip - pers made of fur. The King will call you mad - ame, the". The piano accompaniment continues with chords and bass notes.

Voice

Piano

Pno.

Pno.

Chords: C, B \flat , G, C, F, C, B \flat maj7, G, C, F, C, B \flat maj7

Lyrics: We need mon - ey, mon - ey, mon - ey to live a life that's sweet. we'll have kid - ney pie and cav - i - ar and pick - led pigg - ies feet. We'll dress in silks and sat - ins, and slip - pers made of fur. The King will call you mad - ame, the

4 - Money

3.11.19

10

Queen will call you sir. Mon - ey, mon - ey, mon - ey, mon - ey, mon - ey, mon - ey, mon - ey! 1.You're
2.You're
3.You're

G C C B^b G C

mf 3xs *f*

Pno.

13

gon-na be a farm - er, you're gon - na grow some wheat. And with that wheat you'll bake some bread and
gon-na be a mer-chant, you'll own a gen' - ral store. You'll sell lots and lots of ev - ery - thing and
gon-na be a sing - er, right up there on the stage. You're gon - na make a vi - de - o your

F C B^b

mf

Pno.

16

you'll have lots to eat. You'll have pigs and cows and chick - ens & they'll lay scramb - led eggs. An
then you'll sell some more. You'll make lots & lots of mon - ey to buy the things you need. You'll have se -
voice will be the rage. You'll learn to play an in - strument, may - be a gui - tar. You'll

G C F C

Pno.

19

orch - ard full of app - les and cid - er in the kegs. So Jack be nim - ble, Jack be quick.
cur - i - ty, pros - per - i - ty, and just a lit - tle greed. So Jack be nim - ble, Jack be quick!
drive up to your pent-house in a brand new fan - cy car. So Jack be nim - ble, Jack be quick.You'll

B^b G C

Chant in Tempo

mf

Pno.

22 $\overset{3}{\text{triplets}}$

May-be we'll start with a ba - by chick. The crops will all grow, a har - vest we'll sow, a crop of to-ma-toes we'll pick. HEY!
 Op - en a store that is tidy and slick! Sell - pots with lids and toys to the kids, and may - be a pepp - mint stick. HEY!
 sing like Mc - Cart - ney or maybelike Mick. You'll have lots of fame, they'll all know your name. Yes, you'll be the i - dol they pick. HEY!

25

Mon - ey, mon - ey, mon - ey, mon - ey, mon - ey, mon - ey, mon - ey! 1. We've got one too ma - ny farm - ers
 2. We've got one too ma - ny mer - chants
 3. We've got one too ma - ny sing - ers

25 C B \flat G C F

Pno. *mf* 3xs *f*

28

in our neigh - bor - hood. The corn we grow, the wheat we sow, is ne - ver ve - ry good. Our
 in our neigh - bor - hood. We nev - er sell our mer - chan - dise al - though we real - ly should. Our
 in our neigh - bor hood. You'll be on tour for months and months and that's not al - ways good. You'll

28 C B \flat G C

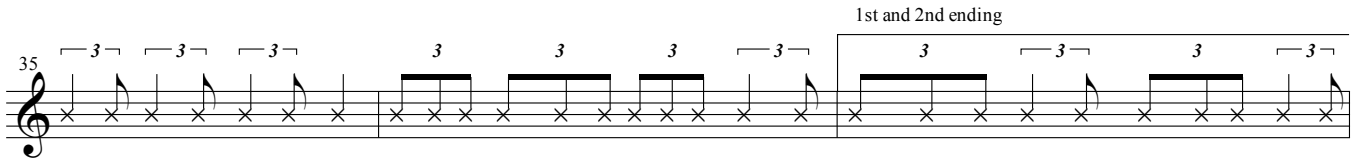
Pno.

31

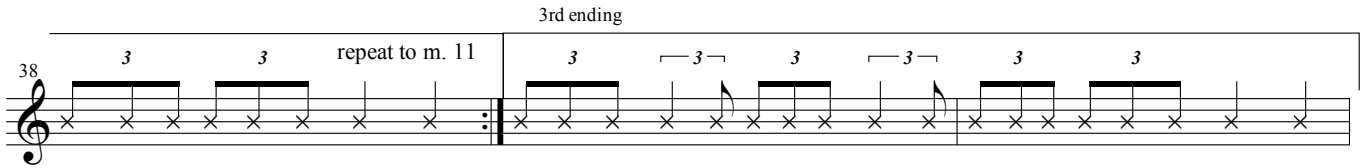
fields are dry & rock - y, our pigs are ve - ry slim. Our cows are old & sick - ly, the milk they give is skim. So
 friends they have no mon - ey, at least that's what they say. We on - ly sell the things we sell by giv - ing them a - way. So
 Proba - bly miss your moth - er, and she might miss you too. Life on the road can take its toll the fame will get to you. So

31 F C B \flat G C


Pno.

35 


Jack be nim-ble, Jack be quick. Be-ing a farm - er is no ea-sy trick. Your crops will all die so why ev-en try, a Jack be nim-ble, Jack be quick. Be-ing a mer-chant is no ea-sy trick. One thing's for sure, your friends are all poor. A Jack be nim-ble, Jack be quick. Be-ing a sing - er is no ea-sy trick.

38 

farm - er is not the right pick. HEY! Liv-ing with fame is no ea-sy game. A sing-er is not the right pick. HEY!
mer - chant is not the right pick. HEY!


41 

Mon - ey, mon - ey, mon - ey, mon - ey, mon - ey, mon - ey, mon - ey! You'll

Pno. 

43 

nev - er find em - ploy - ment, cause jobs are hard to find. The debts you owe, they grow and grow, your

Pno. 

46

cash flow is be - hind. You've got - ta have some mon - ey, you've got - ta have it now. There's

G C F C

Pno.

49

Slow way Down

on - ly one thing you can do, you've got to sell the cow. Mon - ey, mon - ey, mon - ey, mon - ey, mon - ey, mon - ey, mon - ey!

Bbmaj7 G C C Bb G C

mp 3xs

Pno.

5 - Money Chorus (Cross)

Music by Michael McGill

CUE - Jack: "It'll be alright"

Moderato ♩ = 135

Voice

Mon - ey, mon - ey, mon - ey, mon - ey, mon - ey, mon - ey, mon - ey!

C C B^b G C

Piano

mf 3x *f*

6 - Money Chorus (Cross)

Music by Michael McGill

CUE - Farmer: "If you say so"

Moderato ♩ = 135

Voice

Mon - ey, mon - ey, mon - ey, mon - ey, mon - ey, mon - ey, mon - ey!

C C B^b G C

Piano

mf 3x *f*

7 - Money Chorus (Cross)

Music by Michael McGill

CUE - Jack: "...good care of you"

Moderato ♩ = 135

Voice

Mon - ey, mon - ey, mon - ey, mon - ey, mon - ey, mon - ey, mon - ey!

C C B^b G C

Piano

mf 3x *f*

8 - Money Chorus (Cross)

Music by Michael McGill

CUE - Merchant: "Whatever you say"

Moderato ♩ = 135

Voice

Mon - ey, mon - ey, mon - ey, mon - ey, mon - ey, mon - ey, mon - ey!

C C B^b G C

Piano

mf 3x *f*

9 - The Circus Parade

CUE - P.T. Wonder: "...a wonderful surprise..."

Music by Michael McGill
Words by James Caron

Begin slow with steady accel.

Piano

Chords: G, G, D

The piano introduction consists of three measures in 4/4 time. The right hand features a complex, rhythmic melody with many beamed eighth and sixteenth notes. The left hand provides a simple bass line with quarter notes and rests.

4 $\text{♩} = 140$

Now when the cir - cus comes to town, a smile will

Pno.

Chords: D, D, G, G

The piano accompaniment for the first line of lyrics spans four measures. The right hand has a steady eighth-note accompaniment, while the left hand has a simple bass line. The tempo is marked as quarter note = 140.

8

chase a - way your frown. A li - on ta - mer brave and strong, the band will

Pno.

Chords: G, D, D, D

The piano accompaniment for the second line of lyrics spans four measures. The right hand has a steady eighth-note accompaniment, while the left hand has a simple bass line.

9 - The Circus Parade

12

play a mer - ry song! A - way up high we'll walk the

D G G

Pno.

15

wire. And then for lunch we'll swal - low fire. A - way a -

G G E Amin

Pno.

18

bove the cen - ter ring, on a trap - eze you'll see us swing.

Amin/E Daug/F# G C/E D G

Pno.

10A - Circus Parade Underscore

CUE - Ringmaster: "Tweet"

Music by Michael McGill

♩ = 120

Piano

ff

D D

Vamp till Ready

Pno.

mp

G G

Cue to go on: "...proud to present our strongman"

Pno.

G G

10B - The Strongman

Music by Michael McGill

CUE - Ringmaster: "...our Strong man!"

Slow Waltz ♩ = 100

Piano

4 *8^{va}* D E \flat F \sharp D

8 G G F \sharp G A \flat

12 A D D D

16 A B \flat D G

Cue - Ringmaster: "Ladies and Gentlemen, our strong lady!"

//

10C - Circus Parade Underscore

CUE - Ringmaster: "Tweet"

Music by Michael McGill

♩ = 120

Piano

ff

D

D

Vamp till Ready

Pno.

mp

3

G

G

Pno.

mp

Cue to go on: "...ballerinas"

5

G

G

10D - Ballerinas

Music by Michael McGill

CUE - Ringmaster: "...the Ballerinas!"

Elegant Waltz ♩ = 100

Piano

Musical notation for measures 1-5. The piece is in 3/4 time with a key signature of one sharp (F#). The tempo is marked as 'Elegant Waltz' with a quarter note equal to 100 beats per minute. The notation is for piano, with a treble and bass clef. Chords G are indicated above the staff. The melody in the treble clef consists of quarter notes and eighth notes, while the bass clef provides a simple accompaniment of quarter notes.

Musical notation for measures 6-10. The notation continues from the previous system. Chords G are indicated above the staff. The melody in the treble clef continues with quarter and eighth notes, and the bass clef accompaniment remains consistent.

Musical notation for measures 11-15. The notation continues from the previous system. Chords D, Amin, Daug, and G are indicated above the staff. The melody in the treble clef features a change in rhythm and pitch, and the bass clef accompaniment changes accordingly.

Musical notation for measures 16-20. The notation continues from the previous system. Chords G, C, D, G, and G are indicated above the staff. The melody in the treble clef concludes with a final cadence, and the bass clef accompaniment provides a simple harmonic support.

10E - Circus Parade Underscore

CUE - Ringmaster: "Tweet"

Music by Michael McGill

♩ = 120

Piano

D

ff

D

Vamp till Ready

Pno.

3

G

mp

G

Cue to go on: "...the Lion Tamer"

Pno.

5

G

G

10F - Lion Tamer

Music by Michael McGill

CUE - Ringmaster: "...the Lion Tamer!"

Cue: "Where did all the lions go?" Faint

Piano

bring me a lion! bring me a lion!

bring me a lion! bring me a lion!

bring me a lion! bring me a lion!

bring me a lion! bring me a lion!

Glissando

C

C#

D

G

10G - Circus Parade Underscore

CUE - Ringmaster: "Tweet"

Music by Michael McGill

♩ = 120

Piano

ff

D D

Vamp till Ready

Pno.

mp

G G

Cue to go on: "...those Amazing Acrobats!"

Pno.

G G

10H - Acrobats

Music by Michael McGill

CUE - Ringmaster: "...Amazing Acrobats!"

♩ = 120

G G D

Piano

4 D D G G

7 G E Amin Amin Daug G C D G

10 I - Circus Parade Underscore

CUE - Ringmaster: "Tweet"

Music by Michael McGill

♩ = 120

Piano

ff

D D

Vamp till Ready

Pno.

mp

3 G G

Cue to go on: "...our wonderful Circus Band!"

Pno.

5 G G

10J - The Band!

Music by Michael McGill

CUE - Ringmaster: "...wonderful Circus Band!"

1

♩ = 120

4

8

CUE - Gambler: "please make it stop!"

CUE - Ringmaster: "Our Circus Band!"

12

10K - Circus Parade Underscore

CUE - Ringmaster: "Tweet"

Music by Michael McGill

Piano

$\text{♩} = 120$

ff

D D

Vamp till Ready

Pno.

mp

3

G G

Cue to go on: "...masters of hilarity, our Clowns!"

Pno.

5

G G

10L - Clowns

CUE - Ringmaster: "...the Clowns!"

Music by Michael McGill

♩ = 140

Gdim D Gdim G G

6 G G G G G

11 D D Amin D/F# G

16 G C D G G

21 C C# D

higher, higher higher, higher higher, higher

Cue - Clown: "Poi-fect!"

G

glissando

10 M - The Circus Parade - reprise

CUE - Ringmaster: "Tweet"

Music by Michael McGill
Words by James Caron

$\bullet = 140$

Voice

Piano

Pno.

Oh you will see a real strong

girl, a bal - le - ri - na dance and twirl Don't miss the

ring - mas - ter's mus - tache. Don't let the gam - bler grab your

10 M - The Circus Parade - reprise

10

cash The ac - ro - bats leap up and down, look out here

G G G

Pno.

13

comes that sil - ly clown. Yes when the cir - cus comes to

G E Amin Amin/E Daug/F#

Pno.

16

town, a smile will chase a - way your frown.

G C/E D G

Pno.

11 - Bean Cross

3.11.19

CUE - P.T. Wonder: "One, two three, yes!"

Arranged by Greg Boris

♩ = 100

E min A min E min B7

3 E min E min E min

11a - Beanstalk Music

Music by Michael McGill

CUE - P.T. Wonder: "... watch them grow"

Piano

Briskly

C C

5

C

12 - Circus Parade Cross

CUE - P.T. Wonder: "A new life at the circus! "

Music by Michael McGill

♩ = 120

Piano

D D

3

G G G E Amin

7

Amin/E Daug/F# G C/E D G G G

first ending final

The musical score is written for piano in 4/4 time with a tempo of 120 beats per minute. It consists of three systems of music. The first system (measures 1-2) features a melody in the right hand and a bass line in the left hand, both starting with a D major chord. The second system (measures 3-6) includes a triplet of eighth notes in the right hand and a bass line of chords. Chords are labeled G, G, G, E, and Amin. The third system (measures 7-10) continues the bass line with chords Amin/E, Daug/F#, G, C/E, D, G, G, and G. It includes a 'first ending' section (measures 9-10) and a 'final' section (measures 10-11) with a repeat sign and a final chord G.

13 - Fe, Fi, Fo, Fum

Music by Michael McGill

CUE - Jill: "...and one tall drink of water"

Words by James Caron

Medium Slow ♩ = 65

vocal ad lib.

Voice

The gos - sip is the gi - ant is cru - el and

Piano

mf

Dmin Dmin C B♭ A Dmin C B♭ A

Detailed description: This system contains the first two measures of the score. The voice part begins with a rest for two measures, followed by a vocal ad lib. flourish. The piano accompaniment starts with a rest in the right hand and a rhythmic pattern in the left hand. The lyrics 'The gos - sip is the gi - ant is cru - el and' are written below the voice staff. Chord symbols Dmin, C, B♭, and A are placed above the piano staff.

4

me - an. Although I must ad - mit that I've nev - er real - ly se - en. I mean the

Pno.

4 Dmin C B♭ A Dmin C B♭ A Dmin C B♭ A

Detailed description: This system contains measures 3 and 4. The voice part continues with the lyrics 'me - an. Although I must ad - mit that I've nev - er real - ly se - en. I mean the'. The piano accompaniment continues with the same rhythmic pattern. Chord symbols Dmin, C, B♭, and A are placed above the piano staff.

7

man him - self, but Jack - ie, trust my hunch. Don't cross his path, cuz he's cruel and mean a

Pno.

7 Dmin C B♭ A Dmin C B♭ A Dmin C B♭ A

Detailed description: This system contains measures 5 and 6. The voice part continues with the lyrics 'man him - self, but Jack - ie, trust my hunch. Don't cross his path, cuz he's cruel and mean a'. The piano accompaniment continues with the same rhythmic pattern. Chord symbols Dmin, C, B♭, and A are placed above the piano staff.

10 SLOWER

bunch Fe fi fo fum. I feel lone-ly sad and glum, I

10 Dmin C B \flat 7 A A Dmin F G B \flat Dmin F G B \flat

Pno. *ritard* *ff*

14

nev-er have an-y fun at all and the rea-son is be-cause I'm so tall.

14 Dmin C B \flat A Dmin F G A A

Pno.

17 SLOWER

Fe fi fo fum. Fe fe fe fi fi fi fo fo fo fo wo wo fum.

17 Dmin F G B \flat Dmin C B \flat A7 Dmin Dmin9

Pno. *ff* *ritard* *rallentando* *ff*

14 - Fe, Fi, Fo, Fum Reprise

Music by Michael McGill
Words by James Caron

CUE - Giant: "...not fair at all."

Slow and Deliberate ♩ = 65

Voice

Fe fi fo fum. I feel lone - ly sad and glum, I
A.giant leads.a lonely life. I.don't.have.a girl - friend or ev - en a.wife. I

Piano

ritard *ff*

4

nev - er have an - y fun at all and the rea - son is be - casue I'm so tall.
try to act pleas - ant,I try.to look sharp, but my on - ly friend is.my mag - i - cal harp.

Pno.

4 Dmin C B \flat A Dmin F G A A

7

Fe fi fo fum. Fe fe fe fi fi fi fo fo fo fo wo wo fum.

Pno.

7 Dmin F G B \flat Dmin C B \flat A7 Dmin Dm9
ff *ritard* *rallentando* *fff*

15 - Finale - The Circus Parade 2nd reprise

CUE - Jack: "...that's a wonderful idea"

Music by Michael McGill
Words by James Caron

Begin slow with steady accel.

Piano

4 $\bullet = 140$

Now when the cir-cus comes to town, a smile will
Now you will see a real strong girl, a bal-le-

Pno.

8

chase a-way your frown. A li-on ta-mer brave and strong, the band will
ri-na dance and twirl. Don't miss the Ring-mas-ter's mus-tache. Don't let the

Pno.

12

play a mer - ry song! A - way up high we'll walk the wire. And then for
gam - bler grab your cash. The a - cro - bats leap up and down, Look out here

Pno.

12 D G G G

16

lunch we'll swal - low fire. A - way a - bove the cen - ter ring, on a trap -
comes that sil - ly clown. Yes when the cir - cus comes to town, a smile will

Pno.

16 G E Amin Amin/E Daug/F# G

20

eze you'll see us swing. HEY! Allegro ♩=120
chase a - way your frown.

Pno.

20 C/E D G C

24 Yes! Oh, so green! Oh, so green! And so keen!

24 C D Emin B C

28 And so keen! Which all means! Which all means!

28 C# D D#

32 We're Won - der Beans! Yes!

32 B B B Emin