

MISSOULA CHILDREN'S THEATRE

A PRODUCTION OF MCT, INC.

Presenter and/or Accompanist,

Following is the **Music Score** designed to familiarize the accompanist with the amount of music in the score and the music's tempo and level of difficulty. The Tour Actor/Directors will provide the **Performance Score** which contains precise cues/notes for their particular production. Please ask for your accompanist to meet with the Tour Actor/Directors before or after auditions on the first day of your residency. At that time, your accompanist will receive the **Performance Score**. The accompanist is needed at rehearsals beginning the second rehearsal session on Wednesday. The only obligation prior to that is a brief meeting with the team on audition day.

All music, lyrics and dialogue contained herein are the property of MCT, Inc. and are fully protected by copyright. Any and all changes to this material shall constitute a willful infringement of said copyright and will be subject to all criminal penalties and civil liabilities under the United States Copyright Act. This material may not be duplicated, disseminated in any way, in whole or in part including electronic or digital transmission and posting on the Internet, or use for performances other than the current Missoula Children's Theatre production.



Conceived and Written by
MICHAEL MCGILL
Music and Lyrics by
MICHAEL MCGILL

Copyright © 2011 **MCT, Inc.**
MISSOULA CHILDREN'S THEATRE (MCT, INC)
200 North Adams Missoula, Montana 59802-4718
Phone 406-728-1911 Fax 406-721-0637
www.mctinc.org
All Rights Reserved

All music, lyrics and dialogue contained herein are the property of MCT, Inc. and are fully protected by copyright.
Any and all changes to this material shall constitute a willful infringement of said copyright and will be subject to all criminal penalties and civil liabilities under the United States Copyright Act.
This material may not be duplicated, disseminated in any way, in whole or in part including electronic or digital transmission and posting on the Internet, or use for performances other than the current Missoula Children's Theatre production.

1 - Overture

Cue: Lights to 1/2

Music by Michael McGill

The musical score is written for Piano and Pno. (Piano) in a 12/8 time signature. It consists of four systems of music. The first system starts with a cue and includes guitar chords for Amin7 and Dmin. The second system begins at measure 5 and includes chords for Amin, Dmin, Gsus4/D, G/D, Bb/DDmin7, and Bb/D. The third system begins at measure 10 and includes chords for C/D, Amin/D, and Dmin. The fourth system begins at measure 14 and includes a Dmin chord. The score features a mix of chords and melodic lines in both the right and left hands.

2 - Song of the Jungle

Cue - Wolfy: "Baaaalooooo!"

Music & Lyrics by Michael McGill

D $\bullet = 108$ A

Oh, hear, oh hear the jun-gle song. Hear me now come lis - ten.

This system contains the first two staves of music. The top staff is for the voice, and the bottom two staves are for the piano. The key signature is one sharp (F#) and the time signature is common time (C). Above the first staff, there are guitar chord diagrams for D and A, and a tempo marking of a quarter note equal to 108. The lyrics are: "Oh, hear, oh hear the jun-gle song. Hear me now come lis - ten."

5 D A



— Make your way to Coun-cil Rock Hear me now, come lis - ten.

This system contains the next two staves of music. The top staff is for the voice, and the bottom two staves are for the piano. The key signature is one sharp (F#) and the time signature is common time (C). Above the first staff, there are guitar chord diagrams for D and A, and a measure number of 5. The lyrics are: "— Make your way to Coun-cil Rock Hear me now, come lis - ten."

9 D A



— Oh, hear, oh hear the jun-gle song. Hear me now, come lis - ten.

This system contains the final two staves of music. The top staff is for the voice, and the bottom two staves are for the piano. The key signature is one sharp (F#) and the time signature is common time (C). Above the first staff, there are guitar chord diagrams for D and A, and a measure number of 9. The lyrics are: "— Oh, hear, oh hear the jun-gle song. Hear me now, come lis - ten."

13  



Make your way _____ to Coun-cil Rock. Hear me now _____ come lis - ten.

Pno.

17  

The time has come _____ now ev' - ry - one Take your place, _____ come lis - ten.

Pno.

21  

We dare not miss, _____ the meet - ing

Pno.

2 - Song of the Jungle

8.25.22

23

A D G A G

call. Take your place _____ come lis - ten. _____ This is the hour of pride and power,

Pno.

28

A G A G A

Ta - lon Tusk and Claw. Oh hear - the call good hunt - ing all, That keep the jun - gle



Pno.

33

G D A


law! Oh, hear oh hear, _____ the jun - gle song. Hear me now, _____ come lis - ten.

Pno.

37  

— Make your way _____ to Coun - cil Rock. Hear me now, _____ come lis - ten.

Pno.



Detailed description: This system contains the first system of music, measures 37-40. It features a vocal line and a piano accompaniment. The vocal line starts with a whole rest, followed by a quarter note G4, a quarter note A4, a half note B4, and a quarter note C5. This is followed by a half note G4, a quarter note F#4, a quarter note E4, and a quarter note D4. The piano accompaniment consists of a right hand with chords and a left hand with a steady eighth-note bass line. The key signature has one sharp (F#).

41  

— HEY! HEY! HEY! AAAAAOOOO!

Pno.







Detailed description: This system contains the second system of music, measures 41-44. The vocal line has whole rests for the first three measures, followed by the word 'AAAAA' in the fourth measure. The piano accompaniment features a right hand with chords and a left hand with a steady eighth-note bass line. The key signature has one sharp (F#).

3 - Shere Khan Underscore

CUE - Father Wolf: "He has no right!"

Music by Michael McGill

Amin7   Dmin 



Piano

3



Pno.

7



Pno.

End Cue - Baloo: "but just as he began to jump, he stopped himself in his tracks for it was a..."

4 - Shere Khan

Cue - Baloo: "Then at the cave's mouth appeared the mighty Shere Khan"

Music & Lyrics by Michael McGill

Amin7  $\bullet = 126$ Dmin 

Voice

Piano

Shere Khan, Shere Khan

4

Shere Khan Shere Khan Shere Khan, Shere Khan

Pno.

9

Shere Khan, Shere Khan Here he comes the great Shere Khan.

Pno.

Dmin Amin/C Dmin Amin C G



Detailed description: This is a musical score for the song 'Shere Khan'. It is written for voice and piano. The score is in 4/4 time and the key signature has one flat (Bb). The tempo is marked as 126. The score is divided into two systems. The first system starts with a voice line and a piano accompaniment. The voice line has a rest for the first two measures, followed by the lyrics 'Shere Khan, Shere Khan'. The piano accompaniment consists of a treble clef with a block chord in the first measure and a bass line with a walking bass pattern. The second system continues the melody. The voice line has a rest for the first measure, followed by 'Shere Khan', a rest for the second measure, and then 'Shere Khan, Shere Khan'. The piano accompaniment continues with the same bass line and treble clef accompaniment. The third system begins with a guitar chord diagram for Amin7 and a tempo marking of 126. The voice line has a rest for the first measure, followed by 'Shere Khan, Shere Khan', a rest for the second measure, and then 'Here he comes the great Shere Khan.'. The piano accompaniment continues. The third system ends with guitar chord diagrams for Dmin, Amin/C, Dmin, Amin, C, and G.

13

Dmin Amin7 Dmin Amin7 C G Dmin Amin/C Dmin Amin

Not for us We're count - ing on. Ti - ger stripes, he

Pno.

16

C G Dmin Amin/C Dmin Amin C G Dmin

does not lack. I - ron claws, don't tum your back.

Pno.

20

Dmin Amin Dmin Amin C G

Hear his roar from un - der - neath.

Pno.

4 - Shere Kahn

8.25.22

23

Dmin Amin Dmin Amin C G B \flat /D F/C B \flat /D C7/B \flat

Watch his eyes, and see his teeth. Oh Shere Khan, to

Pno.

26

F/A C B \flat /D F/C B \flat /D C7/B \flat F/A C

you we plea. Oh Shere Khan, on bend - ed knee - - -

Pno.

29

Gmin/D Dmin Dmin

Pno.

32

Amin/D G/D

May - be you are think - ing that you might run a - way.
No one here can stop me I'm the Migh - ty Shere Khan.

Pno.

35

Dmin A/D G/D B \flat /D F/C B \flat /D C7/B \flat

I'm in - clined to ask you if you might like to stay. Oh Shere Khan, the
Bet - ter de - cide now who's side you'd rath - er be on.

Pno.

38

F/A C B \flat /D F/C B \flat /D C7/B \flat F/A C Gmin/D

jun - gle cat. Oh Shere Khan, the jun - gle ca - - - - -

1st ending

Pno.

42

Dmin

Gmin/D

Dmin

2nd ending

t. a - - - - t.

Pno.

45

Dmin Amin/D

Dmin

Gsus4/D

G/D

B \flat /F

F

B \flat /F

Oh Shere Khan, Oh Shere Khan, Oh Shere Khan,

Pno.

48

Amin7/G

Amin

OH SHERE KHAN - - - - -

Pno.

49

Dmin

49

Pno.

Shere Khan.

The musical score consists of three staves. The top staff is for guitar, starting with a D minor chord (Dmin) and a fretboard diagram. The middle staff is for piano (Pno.), with a treble clef and a D minor chord. The bottom staff is for piano (Pno.), with a bass clef and a rhythmic accompaniment of eighth notes. The lyrics 'Shere Khan.' are written below the piano part.

5 - Leader of the Pack

CUE - All Wolves: "AAAAHHOO!"

Music & Lyrics by Michael McGill

F
C/D
Dmin
B♭

B♭/C
C
F/A
C/G
F/A
Gmin/B♭
Dmin
C/E
F/A

C/G
C/A
Dmin/A
B♭
Gmin7
C/G

6
6
12
12

3fr.

♩ = 116

Voice: I'm A - ke - la, the wolve's top
 dog. Glad ta see ya. Tell me what's wrong. Oh, A -
 ke - la, your cou - rage we lack.

Piano: Accompaniment for the voice and guitar parts.

5 - Leader of the Pack

8.25.22

F/A C/G Dmin/A Gmin/B^b B^b/D C/E

15 15

Here's our pro - blem, lead - er of the pack.

Pno.

19

22 22

Some - bod - y found a man - cub and brought him here to coun - cil rock.
 Now there is a ti - ger that claims him called Shere Khan.

Pno.

F Fmin F Fmin F B^b7

25 25

A - ke - la speak A - ke - la Some - bod - y found a man - cub and
 A - ke - la, speak A - ke - la Now there is a ti - ger that

Pno.

Detailed description: This is a musical score for the song '5 - Leader of the Pack'. It is written in a key with one flat (B-flat major or D minor) and a 4/4 time signature. The score is divided into three systems. The first system (measures 15-18) contains the vocal line 'Here's our problem, leader of the pack.' with guitar chords F/A, C/G, Dmin/A, Gmin/Bb, Bb/D, and C/E. The piano accompaniment consists of chords and a bass line. The second system (measures 19-21) is a piano interlude. The third system (measures 22-24) contains the vocal line 'Somebody found a man-cub and brought him here to council rock. Now there is a tiger that claims him called Shere Khan.' with guitar chords C7 and F. The piano accompaniment features a rhythmic pattern of eighth notes. The fourth system (measures 25-28) contains the vocal line 'A-ke-la speak A-ke-la. Somebody found a man-cub and A-ke-la, speak A-ke-la. Now there is a tiger that'. The guitar chords are F, Fmin, F, Fmin, F, and Bb7. The piano accompaniment continues with chords and a bass line.

5 - Leader of the Pack

8.25.22

44

F C B \flat 7 F F/C

Pno.

49

F F Fmin F

Oh don't you wor - ry now ev' - ry thing is quite al - right. A - ke - la, speak

49

Pno.

52

Fmin F B \flat 7 B \flat 7

A - ke - la Oh don't you wor - ry now ev' - ry - thing is quite al - right.

52

Pno.

5 - Leader of the Pack

8.25.22

55

F Fmin F Fmin F C7 B \flat 7 C7

A - ke - la, speak A - ke - la. What's wrong? Not for long. Sit tight, It's al -

Pno.

60

B \flat 7 C7 B \flat 7 F7 F

right. No catch. There's no match. for A - ke - la. YEAH!

Pno.

6 - Shere Khan Underscore

CUE - Shere Khan: "The man cub is mine..."

Music by Michael McGill

Amin7  $\bullet = 126$ 

Piano



3



Pno.

7



Pno.

7 - Monkey Cross-Over

CUE - Baloo: "Let us go to the cold lairs. You follow as you may. Good Hunting!"

Music by Michael McGill

Piano

The musical score is written for piano and guitar. It consists of four systems of music, each with a grand staff (treble and bass clefs) and guitar chord diagrams above the treble clef. The tempo is marked as quarter note = 126. The key signature has one flat (B-flat). The score is divided into measures 1-3, 4-6, 7-9, and 10-12. The guitar part is primarily accompaniment, with some melodic lines in the treble clef. The piano part provides a steady accompaniment in the bass clef.

Tempo: ♩ = 126

Chord diagrams: F min, F, B^b7, C, B^b7, F min, F

8 - Monkey See Monkey Do

CUE - Bagheera: "Mowgli, Mowgli...over here. Do as I show you."

Music & Lyrics by Michael McGill

The musical score is written in G major and 4/4 time. It includes guitar chord diagrams for G, C7, G/C, D7, and F. The tempo is marked as quarter note = 120. The score is divided into three systems, each with a voice line and a piano accompaniment (Pno.) consisting of treble and bass staves. The lyrics are: "Look - in' and look - in' and look - in' and look - in'. Tell me what you see. Fol - low oh fol - low oh fol - low oh fol - low. Come a - long with me. You must trust me."

Chord Diagrams:

- G:
- C7:
- G/C:
- D7:
- F:

Tempo: ♩ = 120

System 1:

Voice: Look - in' and look - in' and

Piano: (Piano accompaniment)

System 2:





Voice: 4 look - in' and look - in'. Tell me what you see. Fol - low oh fol - low oh

Piano: (Piano accompaniment)

System 3:


Voice: 8 fol - low oh fol - low. Come a - long with me. You must trust me.

Piano: (Piano accompaniment)




12    

12 Yeah, this must be. Mon - key see mon - key do!

Pno.




Detailed description: This system contains measures 12, 13, and 14. The vocal line starts at measure 12 with the lyrics 'Yeah, this must be. Mon - key see mon - key do!'. The piano accompaniment features a steady eighth-note bass line in the left hand and chords in the right hand. Chord diagrams for D7, C7, G/C, and G are provided above the staff.






15   

15

Pno.




Detailed description: This system contains measures 15 through 19. The piano accompaniment continues with a consistent rhythmic pattern of eighth notes in the left hand and chords in the right hand. Chord diagrams for F, D7, and G are shown above the staff.

20     

20 You must trust me.

Pno.



Detailed description: This system contains measures 20 through 24. The piano accompaniment continues with the same rhythmic pattern. Chord diagrams for G, F, D7, G, and C are shown above the staff. The lyrics 'You must trust me.' begin in measure 20.

8 - Monkey See Monkey Do

8.25.22

24 **D7** **C7** **G/C** **G**

24 Yeah, this must be. Mon - key see mon - key do!

Pno.

27 **Bmin** **Emin** **Bmin**

27 I put my big toe out. and you do

Pno.




30 **Emin** **G** **A7**

30 too. A lot like Si - mon says, it's

Pno.



8 - Monkey See Monkey Do

8.25.22

33  1st ending  2nd ending 


33 mon - key see and mon - key do monkey see and mon - key

Pno.

36  

36 do Look - in' and look - in' and look - in' and look - in'

Pno.

39   

39 Tell me what you see. Fol - low oh fol - low oh fol - low oh fol - low

Pno.

8 - Monkey See Monkey Do

8.25.22

43

F D7 G C D7

43 Come a - long with me. You must trust me. Yeah, this must be.

Pno.

47

C7 G/C G C7

47 Mon - key see mon - key do! Mon - key see mon - key do!

Pno.

50

G C7/G D C7 G

50 Mon - key see. Mon - key do!

Pno.

9 - Kaa's Song

CUE - Kaa: "Look into my eyes... eyesss"

Music & Lyrics by Michael McGill

The musical score is written for voice and piano. It begins with a key signature of one sharp (F#) and a common time signature (C). The tempo is marked as 120, and the style is 'Reggae Beat'. The score is divided into three systems, each with a guitar chord diagram above the voice line.

System 1: The voice line starts with a rest for two measures, then sings "Stay with me. Oh you must stay." The piano accompaniment features a steady reggae rhythm with chords in the right hand and a bass line in the left hand. Chord diagrams for D and G are shown above the first two measures.

System 2: The voice line starts with a rest for one measure, then sings "Stay with me. We're tel-lin' you. There is no hur - ry when you're with me." The piano accompaniment continues with the reggae rhythm. Chord diagrams for D, C, and G are shown above the first three measures.

System 3: The voice line starts with a rest for one measure, then sings "You need to fol - low Kaa! Come to - ge - ther in a line." The piano accompaniment continues with the reggae rhythm. Chord diagrams for D and G are shown above the first two measures.

9 - Kaa's Song

8.25.22

13

D C G

Go a-head and you'll be fine. There is no hur-ry when you're with me.

Pno.

17

D G

You need to fol - - - low Kaa!

Pno.

19

D C

Now Go! Too Slow! Get a long. I am so hap-py when

Pno.

9 - Kaa's Song

8.25.22

24

G D G D

you move a - long. You need to fol - low Kaa! Fol - low

Pno.

28

G D G

Kaa! You need to fol - low Kaa! Now Go!

Pno.

32

D C

Too Slow! Get a long. I am so hap - py when

Pno.

9 - Kaa's Song

8.25.22

36

G D G D

you move a - long. You need to fol - low Kaa! Fol - low

Pno.

40

G D




Kaa! You need to fol - low Kaa. Ssssss

Pno.


10 - Shere Khan Underscore

CUE - Kaa: "We must finish business here first... businesssss firsst."

Music by Michael McGill

Amin7   Dmin 

Piano



3

Pno.



7

Pno.



11 - Monkey Cross-Over

CUE - Shere Khan: "Now maybe there will be no more distractions and I can get some rest."

Music by Michael McGill

Piano

♩ = 126

F min F

4 F min F B♭7

7 F min F

10 C B♭7 F min F

The image shows a piano score for the piece 'Monkey Cross-Over'. It consists of four systems of music, each with a treble and bass clef staff. The first system starts with a tempo marking of quarter note = 126. The key signature has one flat (Bb). The first system has two measures with guitar chord diagrams for F minor and F. The second system starts at measure 4 and has two measures with guitar chord diagrams for F minor, F, and Bb7. The third system starts at measure 7 and has two measures with guitar chord diagrams for F minor and F. The fourth system starts at measure 10 and has four measures with guitar chord diagrams for C, Bb7, F minor, and F. The piece ends with a double bar line at the end of the fourth system.

12 - Mowgli's Tune

CUE - Mowgli: "I don't know if I am a human, or a mongoose... or a wolf."

Music & Lyrics by Michael McGill

Chords: F, Dmin7, G, C, Emin, Fmin, Emin7, Cadd2, Emin7, Dmin7, Gsus4, G, C, Emin, Fmin, G/D, Dmin7, G, Emin, Amin7

Tempo: ♩ = 84

Lyrics:
 Who am I? Who am I? Can some - one tell me who I
 am? Wild and free, grown up... may be. I won - der if my life's in
 hand. I

The musical score is presented in three systems. The first system includes a voice line and a piano accompaniment. The voice line begins with a rest for two measures, followed by the lyrics "Who am I? Who am I? Can some - one tell me who I". The piano accompaniment consists of chords in the right hand and single notes in the left hand. The second system continues the voice line with lyrics "am? Wild and free, grown up... may be. I won - der if my life's in". The piano accompaniment continues with similar chordal and melodic patterns. The third system shows the voice line with the lyrics "hand. I" and a final note. The piano accompaniment continues with chords. Above the first system, guitar chord diagrams are provided for F, Dmin7, G, C, Emin, Fmin, Emin7, Cadd2, and Emin7. Above the second system, diagrams are provided for Dmin7, Gsus4, G, C, Emin, Fmin, G/D, Dmin7, and G. Above the third system, diagrams are provided for Emin and Amin7. A tempo marking of ♩ = 84 is located at the beginning of the first system.

12 - Mowgli's Tune

8.25.22

11 Cadd2 G7 C Emin

11 won - der now just where I stand.

Pno.

14 Fmin G/D Dmin7 G Amin Dmin7 G C G

14 Fmin G/D Dmin7 G Amin Dmin7 G C G

Pno.

20 C Emin Fmin G Cadd2 Emin7

20 Here I am! Here I am! No one tells me who I

Pno.

12 - Mowgli's Tune

8.25.22

23

Dmin7 Gsus4 G C Emin Fmin G/D

23 am. Should I go? Do I know? - This

Pno.

26

Dmin7 G Amin G7sus4 G

26 is - n't go - ing as I planned. A leap of faith but where to

Pno.

29

C F G

29 land. How do I know?

Pno.

13 - Song of the Jungle (reprise)

CUE - Wolfy: "Baaalooooo!"

Music & Lyrics by Michael McGill

The musical score is written in 4/4 time with a key signature of one sharp (F#). The tempo is marked as $\text{♩} = 108$. The score is divided into three systems, each with a guitar chord diagram (D and A) above the first staff.




System 1: The voice part begins with the lyrics "Oh, hear, oh hear_____ the jun-gle song. Hear me now,_____ come lis - ten." The piano accompaniment features a steady eighth-note bass line and chords in the right hand.

System 2: The voice part continues with "Make your way_____ to Coun-cil Rock. Hear me now_____ come lis - ten." The piano accompaniment continues with similar rhythmic patterns.

System 3: The voice part has the lyrics "The time has". The piano accompaniment consists of a simple bass line and chords.


13 - Song of the Jungle (reprise)




8.25.22

10   

come_____ now ev' - ry - one Take your place,_____ come lis - ten._____ We dare not


Pno.








14   

miss,_____ the meet - ing call. Take your place,_____ come lis - ten._____


Pno.



18     

This is the hour of pride and power, Ta - lon Tusk and Claw. Oh hear_____ the call good

Pno.



13 - Song of the Jungle (reprise)

8.25.22

23

A G A G D A

hunt - ing all, That keep the jun - gle law! Oh, hear oh hear, the jun - gle song. Hear me

Piano accompaniment for the first system, showing the right and left hand parts.

28

A D A

now, come lis - ten. Make your way to Coun - cil Rock. Hear me now, come lis - ten.

Piano accompaniment for the second system, showing the right and left hand parts.

33

D D7

HEY! HEY! HEY! AAAAAOOOO!

Piano accompaniment for the third system, showing the right and left hand parts.

14 - Monkey Cross-Over

CUE - Baloo: "Follow that monkey!"

Music by Michael McGill

Piano

♩ = 126

The musical score is written for piano and guitar. It consists of four systems of music, each with a treble and bass clef staff. The key signature has one flat (Bb). The tempo is marked as ♩ = 126. The score includes guitar chord diagrams for F min, F, and Bb7. The first system (measures 1-3) starts with a piano introduction. The second system (measures 4-6) continues the melody. The third system (measures 7-9) features a more active bass line. The fourth system (measures 10-13) concludes with a final chord in the right hand.

4

7

10

F min F B^b7

C B^b7 F min F

15 - We Do The Monkey

CUE - Bandar-Log: "Here's what monkeys do!"

Music & Lyrics by Michael McGill

Piano

f

C7 $\text{♩} = 136$ B \flat 7 F

The piano introduction consists of three measures. The first measure features a C7 chord and a melody of eighth notes. The second measure features a Bb7 chord and a melody of eighth notes. The third measure features an F chord and a melody of eighth notes. The bass line consists of a steady eighth-note accompaniment.

Pno.

mf

4 C Fmin F

We do the mon - key Yeah and now jump is up your chance.
 mon - key and jump up and down.

The piano accompaniment for the first line of lyrics consists of two measures. The first measure features a C chord and a melody of eighth notes. The second measure features an Fmin chord and a melody of eighth notes. The bass line consists of a steady eighth-note accompaniment.

Pno.

mf

6 Fmin F

We do the Mon - key So get up and dance.
 We do the mon - key. We act like a clown.

The piano accompaniment for the second line of lyrics consists of two measures. The first measure features an Fmin chord and a melody of eighth notes. The second measure features an F chord and a melody of eighth notes. The bass line consists of a steady eighth-note accompaniment.

15 - We Do the Monkey

8.25.22

B \flat 7

8

We do the mon - key. way up in the trees.
We do the mon - key. and pound on our chest.

Pno.

10

We do the mon - key. and hang by our knees.
We do the mon - key. We're tak - in' a rest.

Fmin F

Pno.

13

Who who who who who who who who ha ha ha ha ha We do the mon - key.
Who who who who who who who who ha ha ha ha ha We do the mon - key.

C B \flat 7 Fmin

Pno.

16

ff

Fmin/C Fmin



Pno.

15 - We Do the Monkey



8.25.22

19 

Pno.

23  




Pno.

26   

1st ending




We do the

Pno.

29   

2nd ending

We do the mon - key you dance a - long too. We do the

29   

mf

Pno.

15 - We Do the Monkey

8.25.22

32

Fmin F B^b7

mon - key not the bu - ga - loo. We do the mon - key we'll help if you please.

Pno.

35

Fmin F

We do the mon - key. and pick off your fleas.

Pno.

38

C B^b7

Whoo whoo whoo whoo whoo whoo whoo whoo ha ha ha ha ha.


Pno.

15 - We Do the Monkey

8.25.22


40

C



40


B^b7



40

whooh whooh whooh whooh whooh whooh whooh whooh ha ha ha ha ha.


Pno.



Detailed description: This system contains measures 40 and 41. The vocal line (top staff) has lyrics "whooh whooh whooh whooh whooh whooh whooh whooh ha ha ha ha ha." The piano accompaniment (Pno., middle and bottom staves) features a steady eighth-note bass line in the left hand and chords in the right hand. Chord diagrams for C major and Bb7 are shown above the vocal staff.


42

C




42


B^b7



Fmin



Fmin




42

whooh whooh whooh whooh whooh whooh whooh whooh ha ha ha ha ha We do the mon-key.

ff

Pno.



Detailed description: This system contains measures 42, 43, 44, and 45. The vocal line (top staff) has lyrics "whooh whooh whooh whooh whooh whooh whooh whooh ha ha ha ha ha We do the mon-key." The piano accompaniment (Pno., middle and bottom staves) continues with the eighth-note bass line. In measure 44, there is a dynamic marking of *ff* (fortissimo) and a series of chords in the right hand. Chord diagrams for C major, Bb7, and F minor are shown above the vocal staff.

16 - Shere Khan Underscore

CUE - Baloo: "Now I think I will look down by the river."

Music by Michael McGill

The musical score is for piano accompaniment. It begins with a tempo marking of quarter note = 126. The first system shows the piano introduction with two chords: Amin7 and Dmin. The second system starts at measure 3, and the third system starts at measure 7. The score is written in 2/4 time with a key signature of one flat (Bb). The piano part features a steady bass line in the left hand and a melody in the right hand.

End Cue: Begin to fade out as soon as Shere Khan and Tabaqui are in place on stage.

17 - Good Hunting

Cue - Baloo: "Oh yes... well... maybe just a quick explanation. It works like this.

Music & Lyrics by Michael McGill

Piano

Introduction musical notation for piano. It consists of two staves (treble and bass clef) in common time. The tempo is marked as quarter note = 122. Chord diagrams for G, C, G, C, and G are shown above the treble staff. The bass line features a steady eighth-note accompaniment.

4

4

When I say "Good Hunt - ing" It means good luck be with you.
 When We say "Good Hunt - ing" It means good luck be with you

Pno.

4

Vocal and piano notation for the first line of lyrics. The vocal line is on a single staff with lyrics below it. The piano accompaniment is on two staves (treble and bass clef). Chord diagrams for C, G, C, F/C, and G are shown above the vocal staff. The piano part continues with the eighth-note accompaniment.

6

6

Then you say "Good Hunt - ing" back it makes it all come true!
 Then you say "Good Hunt - ing" back it makes it all come true!

Pno.

6

Vocal and piano notation for the second line of lyrics. The vocal line is on a single staff with lyrics below it. The piano accompaniment is on two staves (treble and bass clef). Chord diagrams for C, G, C, F/C, and G are shown above the vocal staff. The piano part continues with the eighth-note accompaniment.

17 - Good Hunting

8.25.22

8

C G C F/C G

When we say "Good Hunt - ing" it means good luck be with you.
When we say "Good Hunt - ing" it means good luck be with you

Pno.

Detailed description: This system contains measures 8 and 9. The guitar part features chords C, G, C, F/C, and G. The piano accompaniment consists of a treble clef staff with chords and a bass clef staff with a simple bass line. The lyrics are: "When we say 'Good Hunt - ing' it means good luck be with you."

10

C G C F/C C F

Then you say "Good Hunt - ing" back it makes it all come true! On the trail we're
Then you say "Good Hunt - ing" back it makes it all come true! On the trail we're

Pno.

Detailed description: This system contains measures 10 and 11. The guitar part features chords C, G, C, F/C, C, and F. The piano accompaniment continues with chords in the treble and a bass line in the bass. The lyrics are: "Then you say 'Good Hunt - ing' back it makes it all come true! On the trail we're"

13

Emin Dmin C F Emin

on the scent. We can smell it too! Now for luck we say the words - that
on the scent. We can smell it too! Now for luck we say the words - that

Pno.

Detailed description: This system contains measures 13 and 14. The guitar part features chords Emin, Dmin, C, F, and Emin. The piano accompaniment features chords in the treble and a bass line in the bass. The lyrics are: "on the scent. We can smell it too! Now for luck we say the words - that"

17 - Good Hunting

8.25.22

18

Dmin C G

we learned from Ba - - - loo! Good Hunting!
we learned from Ba - - - loo! Good Hunting!

Pno.

20

Hey, Good Hunt - ing Hey, Good Hunt - ing Yo, Good Hunt - ing Yo, Good Hunt - ing
Hey, Good Hunt - ing Hey, Good Hunt - ing Yo, Good Hunt - ing Yo, Good Hunt - ing

Pno.

22

1st ending


Now, Good Hunt - ing Now, Good Hunt - ing Go, Good Hunt - ing Go, Good Hunt - ing
Now, Good Hunt - ing Now, Good Hunt - ing

Pno.


17 - Good Hunting

8.25.22

G




24 2nd ending




Go, Good Hunt - ing Go, Good Hunt - ing!

Pno.




Detailed description: This system contains the first system of music. It features a guitar part at the top with a G major chord diagram (x02333) above measure 24. The guitar part has a '2nd ending' bracket over measures 24-25. The vocal line is written in a single staff with lyrics: 'Go, Good Hunt - ing Go, Good Hunt - ing!'. The piano accompaniment is shown in two staves (treble and bass clef) with a '2nd ending' bracket over measures 24-25. The piano part consists of chords in the right hand and a simple bass line in the left hand.

C G C G C G C G




26




Detailed description: This system contains the second system of music, measures 26-31. It features guitar chord diagrams for C major (x32311) and G major (x02333) above the staff. The piano accompaniment is shown in two staves (treble and bass clef). The right hand plays chords in the treble clef, and the left hand plays a bass line in the bass clef. The chords alternate between C and G in a sequence: C, G, C, G, C, G, C, G.

C G C G C G



30



Detailed description: This system contains the third system of music, measures 30-35. It features guitar chord diagrams for C major (x32311) and G major (x02333) above the staff. The piano accompaniment is shown in two staves (treble and bass clef). The right hand plays chords in the treble clef, and the left hand plays a bass line in the bass clef. The chords alternate between C and G in a sequence: C, G, C, G, C, G.

17 - Good Hunting

8.25.22

33 F Emin Dmin

On the trail we're on the scent. We can smell it

Pno.

36 C G F Emin

too! Now for luck we say the words - that

Pno.

39 Dmin C G

we learned from Ba - loo! Good Hunting! Hey, Good Hunt - ing Hey, Good Hunt - ing

Pno.

17 - Good Hunting

8.25.22

G

42

Yo, Good Hunt - ing Yo, Good Hunt - ing Now, Good Hunt - ing Now, Good Hunt - ing

Pno.

44

Go, Good Hunt - ing Go, Good Hunt - ing Good Hunt - - - -

C Dmin

46

ing. Good Luck! Good Hun - ting!

Pno.

18 - Shere Khan Underscore

CUE - Shere Khan: "Then what are these?"

Music by Michael McGill

Amin7  $\bullet = 126$ Dmin 

Piano



Pno.

3



Pno.

7



19 - Finale - Song of the Jungle

CUE - Wolfy: "Baaalooooo!"

Music & Lyrics by Michael McGill

The musical score is written in treble clef with a key signature of two sharps (F# and C#) and a common time signature (C). It consists of three systems of staves. The first system includes a Voice staff and a Piano staff. The second system includes a Pno. staff and a Voice staff. The third system includes a Pno. staff and a Voice staff. The lyrics are: "Oh hear, oh hear the jun - gle song. Hear me now, come lis - ten Make your way to Coun - cil Rock. Hear me now, come lis - ten This is the hour of pride and power,". The score includes guitar chord diagrams for D, A, G, and A. A tempo marking of quarter note = 108 is present in the first system. The Pno. part features a complex rhythmic accompaniment with many sixteenth notes.

System 1:

Voice: Oh hear, oh hear the jun - gle song. Hear me

Piano: $\text{♩} = 108$

System 2:






Pno.: 4

Voice: now, come lis - ten Make your way to Coun - cil Rock. Hear me

System 3:


Pno.: 8









Voice: now, come lis - ten This is the hour of pride and power,

12     

ta - lon tusk and claw. Oh hear the call good hunt ing all that keep the jun - gle

Pno.













17        

law! *rit.* Who am I? Who am I? Can some - one tell me who I

$\text{♩} = 92$


Pno.



21         

am? Wild and free, grown up... may be. I won - der if my life's in

Pno.



19 - Finale - Jungle Song

8.25.22

25 Emin Amin7 Dmin7 G C G C Emin

hand. I won - der now just where I stand. Here we are!

25 Pno.

30 Fmin G Cadd2 Emin7 Dmin7 Gsus4 G

Here we are! Blaz - ing like a shin - - ing star.

30 Pno.

33 C Emin Fmin G Dmin7 G

Jun - gle friends. It all de - pends. - on think - ing like a fam - i -

33 Pno.

19 - Finale - Jungle Song

8.25.22

Amin Dmin7 G C

36

ly. and fac - ing life with friends like ME! and

Pno.

Dmin7 G7 G7/F C

39

fac - ing life with friends FRIENDS LIKE ME!

Pno.